

Name: _____

Teacher: _____

Unit 3/4 Biology Error Booklet 2026



"Success in VCE Biology is not determined by how much you remember, but by how precisely you apply that knowledge to unfamiliar contexts."

Why this booklet is essential for your success:

The Biology examination evaluates more than just your ability to recall facts; it tests your ability to analyse, evaluate, and synthesise complex biological data.

This error booklet is your most powerful tool for improvement because it shifts your focus from the answer to the process.

Instructions

Every time you complete a practice question, SAC, or trial exam, you must log every mark lost. Do not just write the correct answer; use the Error Coding System to diagnose the "root cause" of the mistake. By naming the error you can prevent it from happening on exam day.

Code	Topic	Examples
K1	Content	I simply did not understand this process or fact or could not recall it
K2	Detail	I used the wrong term (e.g., said "repression" instead of "attenuation") or used non-scientific, non-key term language. My answer was too vague; I didn't include the specific name of an enzyme, coenzyme (NADPH/NADH), or location (stroma/matrix).
A1	Application of data	I missed a key piece of information hidden in the intro text, graph, or diagram. I misinterpreted the trend in a graph or swapped the Independent and Dependent variables.
A2	Practical skills	Forgetting to include units (e.g., mg/L) or failing to label graph axes. Independent vs. Dependent Variables: swapping them on a graph or in a hypothesis. Failing to explain why a control is used (to provide a baseline for comparison). Precision vs. accuracy vs reproducibility vs repeatability vs validity
Q1	Command Term	I ignored / didn't interpret the correct command verb. (e.g., I described the process when the question asked me to justify a choice). I didn't answer the question as per the command term, for example, describing a biological process perfectly but forgetting to state the final result (explain command terms)
Q2	Mark Allocation	I wrote a 1-point answer for a 3-mark question. I missed the "steps" in the logical chain. Writing everything you know about a topic in hopes that the right answer is in there somewhere. VCAA will penalize "contradictory" information.
Q3	Question Comprehension	I understand the question but don't know what to write or where the marks are coming from

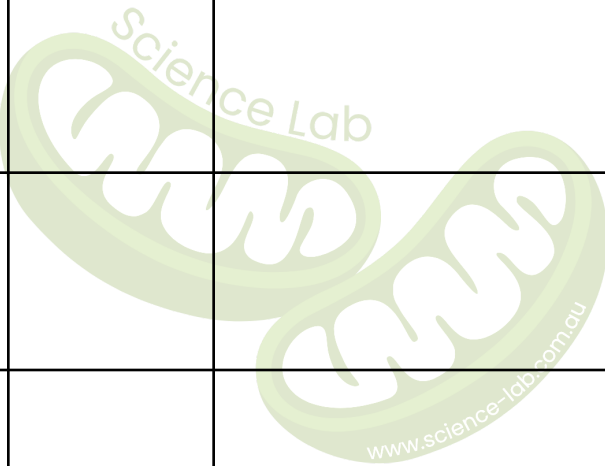
How to code your errors

Question Reference	Error Code	Specific Mistake & VCAA SD dot point	The "Fixed" Answer (Refined)
<i>U3 AOS1: Trp Operon</i>	<i>[Q1]</i>	<i>I didn't 'Contrast' repression and attenuation; I only described repression.</i>	<i>In repression, the protein binds to the operator; in attenuation, the ribosome stalls at the leader sequence</i>
<i>U3 AOS2: Photosynthesis</i>	<i>[K1]</i>	<i>Forgot that NADPH is the specific coenzyme for the light-independent stage.</i>	<i>NADPH provides the hydrogen ions and electrons required for the Calvin Cycle.</i>




Unit 3, Area of Study 1 (page 1 / 3)

Question Reference	Error Code	Specific Mistake & VCAA Link	The "Fixed" Answer (Refined)

A large, semi-transparent watermark logo for "Science Lab" is centered over the table. The logo features the text "Science Lab" in a sans-serif font, with a stylized green graphic below it that resembles a pair of glasses or a molecular structure. At the bottom of the graphic, the website address "www.science-lab.com.au" is written in a smaller font.


Unit 3, Area of Study 1 (page 2 / 3)

Question Reference	Error Code	Specific Mistake & VCAA Link	The "Fixed" Answer (Refined)




Unit 3, Area of Study 1 (page 3 / 3)

Question Reference	Error Code	Specific Mistake & VCAA Link	The "Fixed" Answer (Refined)



Unit 3, Area of Study 2 (page 1 / 3)

Question Reference	Error Code	Specific Mistake & VCAA Link	The "Fixed" Answer (Refined)



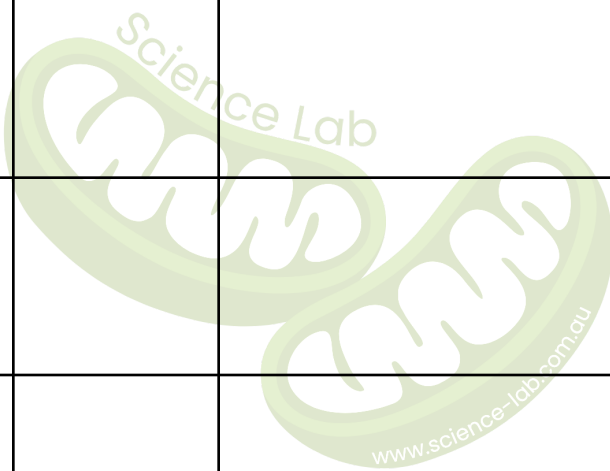
Unit 3, Area of Study 2 (page 2 / 3)

Question Reference	Error Code	Specific Mistake & VCAA Link	The "Fixed" Answer (Refined)

A large, semi-transparent watermark logo for Science Lab is centered over the table. The logo features a stylized green pair of glasses with the text "Science Lab" above them and the website address "www.science-lab.com.au" below them.

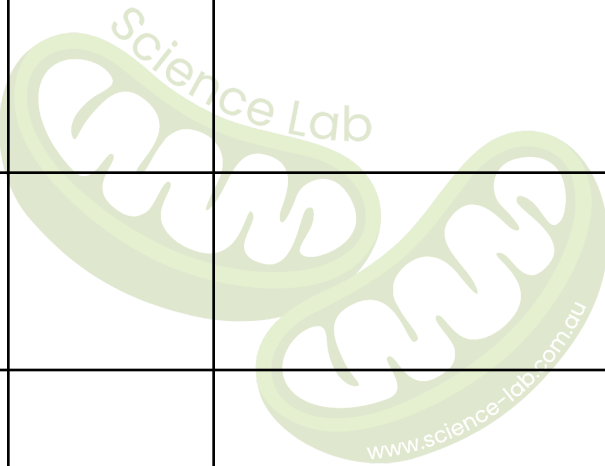
Unit 3, Area of Study 2 (page 3 / 3)

Question Reference	Error Code	Specific Mistake & VCAA Link	The "Fixed" Answer (Refined)



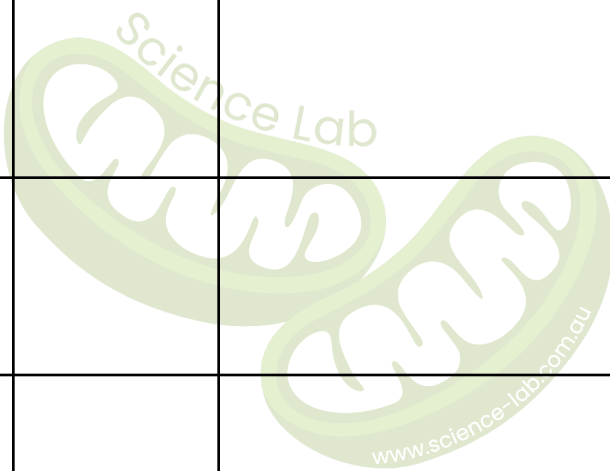
Unit 4, Area of Study 1 (page 1 / 3)

Question Reference	Error Code	Specific Mistake & VCAA Link	The "Fixed" Answer (Refined)

A large, semi-transparent watermark logo for "Science Lab" is centered over the table. The logo features the text "Science Lab" in a sans-serif font, with a stylized green graphic below it that resembles a pair of glasses or a molecular structure. At the bottom of the graphic, the website address "www.science-lab.com.au" is written in a smaller font.


Unit 4, Area of Study 1 (page 2 / 3)

Question Reference	Error Code	Specific Mistake & VCAA Link	The "Fixed" Answer (Refined)



Unit 4, Area of Study 1 (page 3 / 3)

Question Reference	Error Code	Specific Mistake & VCAA Link	The "Fixed" Answer (Refined)



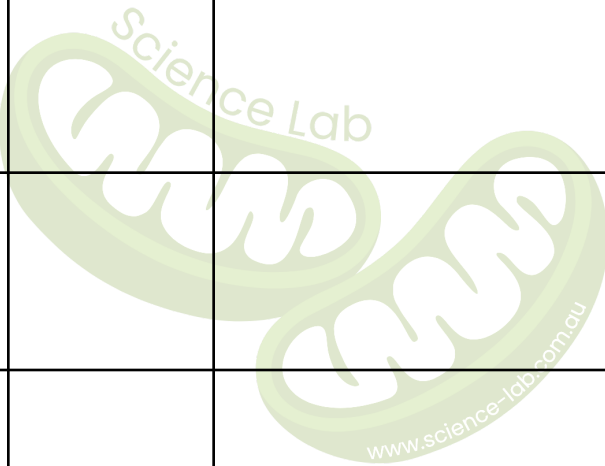
Unit 4, Area of Study 2 (page 1 / 3)

Question Reference	Error Code	Specific Mistake & VCAA Link	The "Fixed" Answer (Refined)

A large, semi-transparent watermark logo for 'Science Lab' is centered over the table. The logo features the text 'Science Lab' in a sans-serif font, with a stylized green graphic below it that resembles a pair of glasses or a molecular structure. At the bottom of the graphic, the website address 'www.science-lab.com.au' is written in a smaller font.


Unit 4, Area of Study 2 (page 2 / 3)

Question Reference	Error Code	Specific Mistake & VCAA Link	The "Fixed" Answer (Refined)

A large, semi-transparent watermark logo for 'Science Lab' is centered over the table. The logo features the text 'Science Lab' in a sans-serif font, with a stylized green graphic below it that resembles a pair of glasses or a molecular structure. At the bottom of the graphic, the website address 'www.science-lab.com.au' is written in a smaller font.

Unit 4, Area of Study 2 (page 3 / 3)

Question Reference	Error Code	Specific Mistake & VCAA Link	The "Fixed" Answer (Refined)



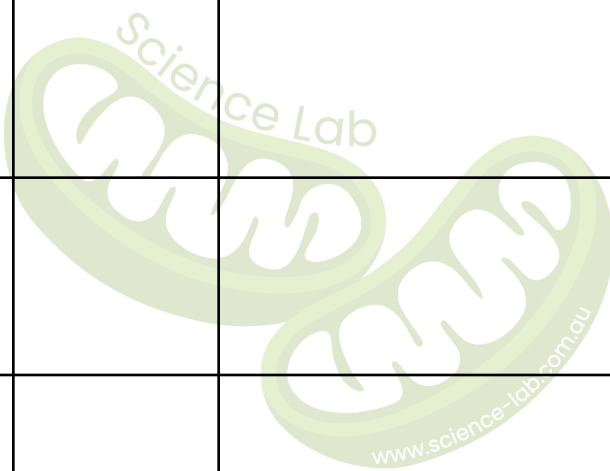
Unit 4, Area of Study 3 (page 1 / 3)

Question Reference	Error Code	Specific Mistake & VCAA Link	The "Fixed" Answer (Refined)

A large, semi-transparent watermark logo for 'Science Lab' is centered over the table. The logo features the text 'Science Lab' in a sans-serif font, with a stylized green graphic below it that resembles a pair of glasses or a molecular structure. At the bottom of the graphic, the website address 'www.science-lab.com.au' is written in a smaller font.


Unit 4, Area of Study 3 (page 2 / 3)

Question Reference	Error Code	Specific Mistake & VCAA Link	The "Fixed" Answer (Refined)




Unit 4, Area of Study 3 (page 2 / 3)

Question Reference	Error Code	Specific Mistake & VCAA Link	The "Fixed" Answer (Refined)

A large, semi-transparent watermark logo for "Science Lab" is centered over the table. The logo features the text "Science Lab" in a sans-serif font, with a stylized green graphic below it that resembles a pair of glasses or a molecular structure. At the bottom of the graphic, the website address "www.science-lab.com.au" is written in a smaller font.

EXTRA QUESTIONS

Question Reference	Error Code	Specific Mistake & VCAA Link	The "Fixed" Answer (Refined)



EXTRA QUESTIONS

Question Reference	Error Code	Specific Mistake & VCAA Link	The "Fixed" Answer (Refined)

